

F

F

F

If using glue, apply some glue in between these dotted lines when making the body tube

F

HARA PAPER ROCKET PROJECT

Tools:

- Scotch tape or school glue
- Scissors
- ½" PVC Pipe ~ 12" long

Instructions:

1. Cut along line A to remove the fin and nosecone section.
2. Cut out three fins and nosecone along the solid lines.
3. Fold fins in half at line B, and fold tabs out at line C like Figure 1.
4. Roll nosecone (tab D goes under) and tape/glue into a cone at dotted line.
5. Cut along line E to remove body tube section and roll it around ½" PVC pipe. Tape/glue at dotted line.
6. Cut out shark tooth edge at top of body tube, bend teeth in a bit and tape/glue nosecone on top like Figure 2.
7. Tape/glue fins onto body tube along dotted lines F like in Figure 3.

Learn more about rockets at HARAROCKETRY.ORG

A

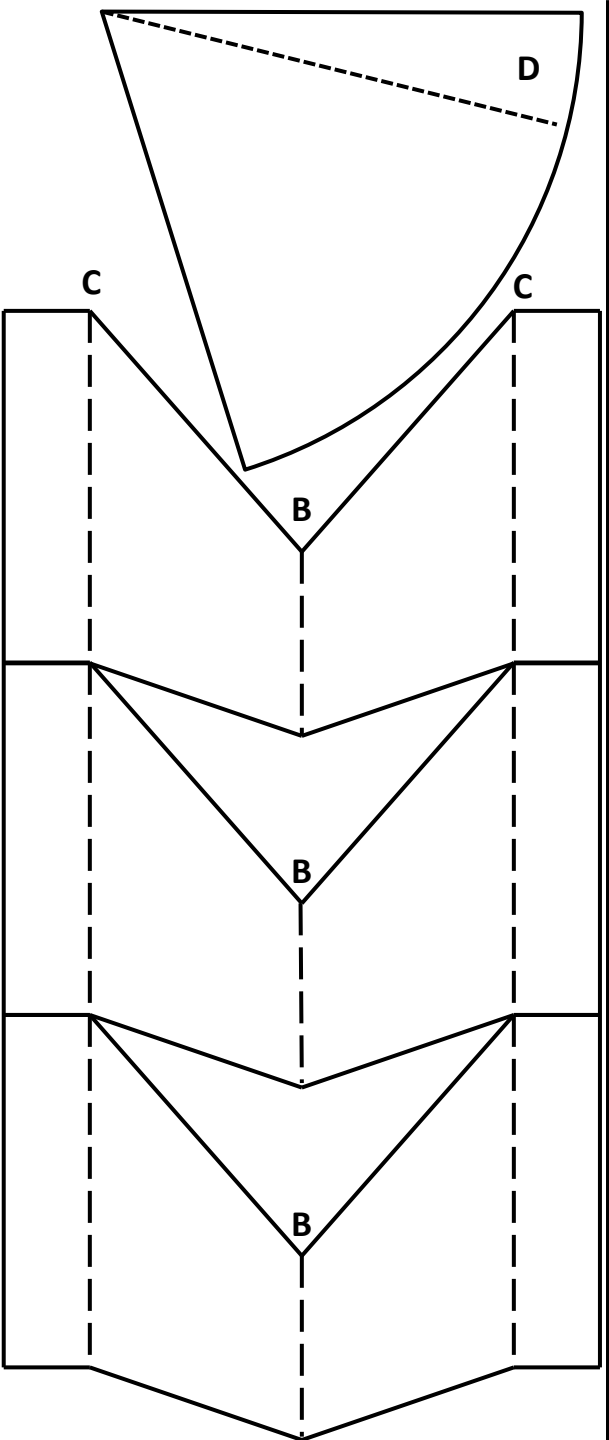


Figure 1

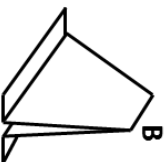


Figure 2

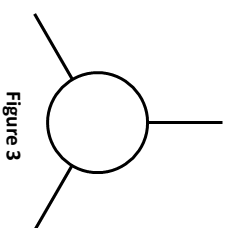


Figure 3

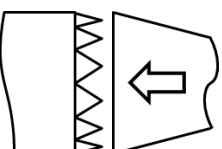


Figure 2